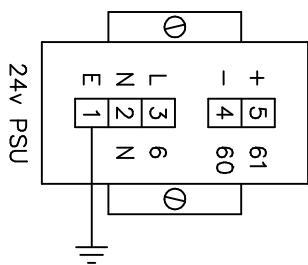
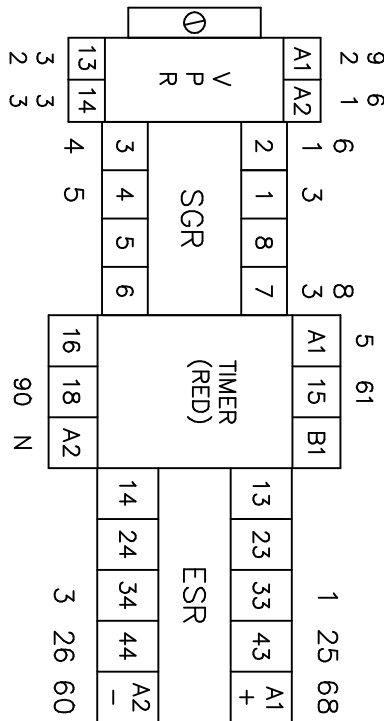




90 N

NOTE:

WHITE TIMER IS
CONNECTED AS SHOWN



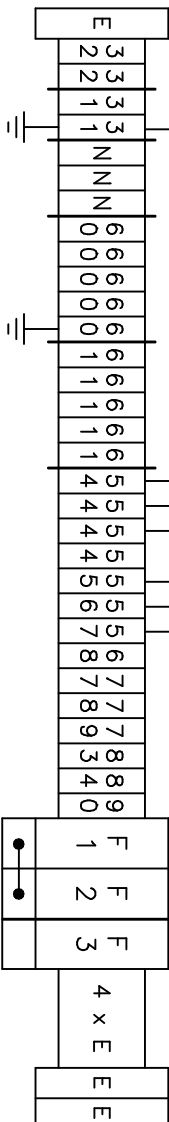
E 6
N 6
(UK) 6

DRIVES	100VA	28	25
0	0	0	24
LOGIC	20VA	28	30
0	0	110	31
75VA	0	240	

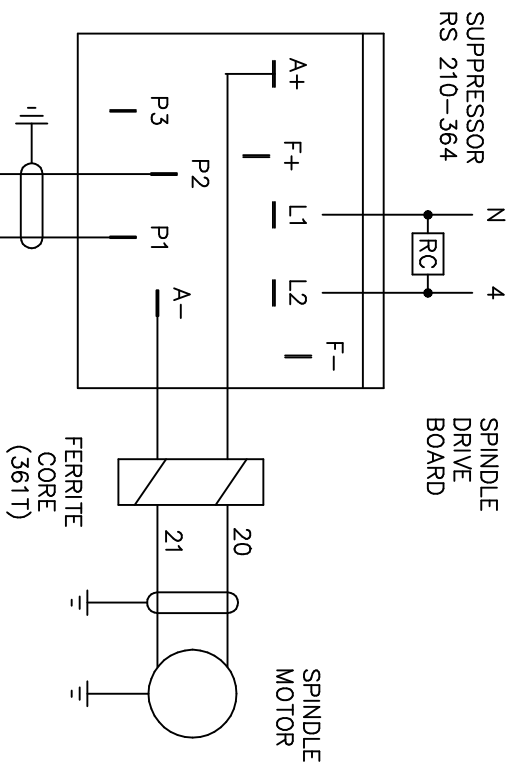
CONTROL
TRANS

BEAD CAPACITORS
RS 264-5015

SUPPRESSOR
RS 210-364



LINK 83 + 84 IF
GUARD INTERLOCK
IS NOT FITTED



FUSES ON DINRAIL

- F1 SPINDLE DRIVE 10 AMP
- F2 CONTROL TRANS 3.15 AMP
- F3 110V AC CIRCUIT 3.15 AMP

FUSES ON COMPONENTS

- F4 NEXT-STEP BOARD 6.3 AMP

2 CORE SCREEN
EARTH AT DRIVE END

TB7

0 - 10v
SPINDLE COMMAND

MICRO ROUTER
RELAY WIRING
DETAILS

SHEET 3
ROUTER
NEXT-STEP