

IF IN DOUBT ASK

COM 2

COMPUTER

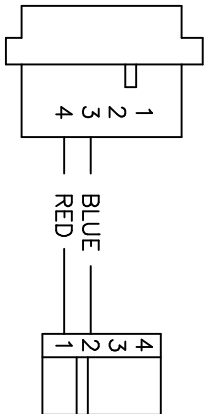
KEYPAD

25 WAY D TYPE  
FEMALE PINS  
(RS 407-904)

25 WAY D TYPE  
MALE PINS  
(RS 470-910)

COMPUTER SOCKET  
(BI 01812M)

DISC DRIVE PLUG  
(BI 01812L)



2 — RED —> 4 — 2  
3 — BLUE —> 5 — 3  
4 — YELLOW —> 8 — 4  
5 — GREEN —> 6 — 6  
6 — BLACK —> 10 — 7  
7 — SCREEN —> 7 — 20  
20 — BROWN —> 7 — 20

8 CORE SCREEN < 24 WAY CONNECTOR  
FOR MONITOR  
SEE SHEET 15

COMPUTER

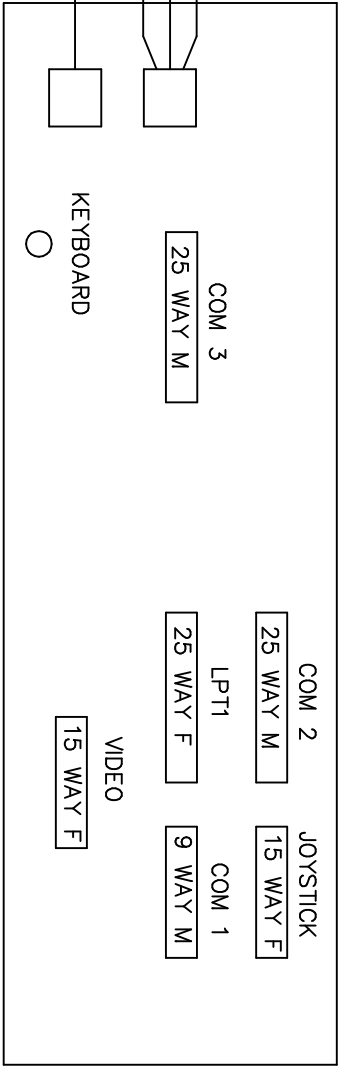
CABINET

9 WAY D TYPE  
FEMALE PINS  
(RS 466-208)

25 WAY D TYPE  
MALE PINS  
(RS 470-904)

1 — RED — 8  
2 — WHITE — 3  
3 — BLUE — 2  
4 — GREEN — 20  
5 — SCREEN — 7  
6 — MAUVE — 6  
7 — BROWN — 4  
8 — BLACK — 5  
9 — YELLOW — 22

8 CORE SCREEN  
0.45m



< 24 WAY CONNECTOR  
FOR MONITOR  
SEE SHEET 15

COM 3

COMPUTER

RACK SERIAL LINK

25 WAY D TYPE  
FEMALE PINS  
(RS 407-904)

9 WAY D TYPE  
FEMALE PINS  
(RS 466-208)

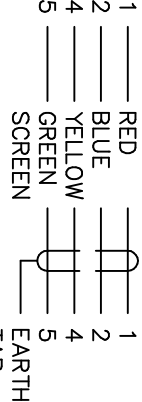
2 — RED — 2  
3 — BLUE — 3  
4 — 4  
5 — 6  
6 — 20  
7 — YELLOW — 7  
8 — GREEN — 8  
9 — SCREEN — 9

4 CORE SCREEN  
1.5m

KEYBOARD CONNECTOR

COMPUTER END  
5 WAY DIN PLUG  
(RS 477-876)

CABINET END  
5 WAY DIN SOCKET  
(RS 478-273)



COMPUTER  
HIGH DENSITY  
15 WAY D TYPE  
MALE PINS  
(RS 481-459)

MONITOR  
HIGH DENSITY  
15 WAY D TYPE  
FEMALE PINS  
(RS 481-465)

1 — RED —> 11 — 1  
2 — GREEN —> 12 — 2  
3 — BLUE —> 13 — 3  
13 — YELLOW —> 14 — 13  
14 — MAUVE —> 15 — 14  
10 — BLACK —> 16 — 10  
TO SHELL

8 CORE SCREEN < 24 WAY CONNECTOR  
FOR MONITOR  
SEE SHEET 15

TRAC VMC  
COMPUTER  
CONNECTIONS

SHEET 11  
[ VMC ]  
[ S11L ]