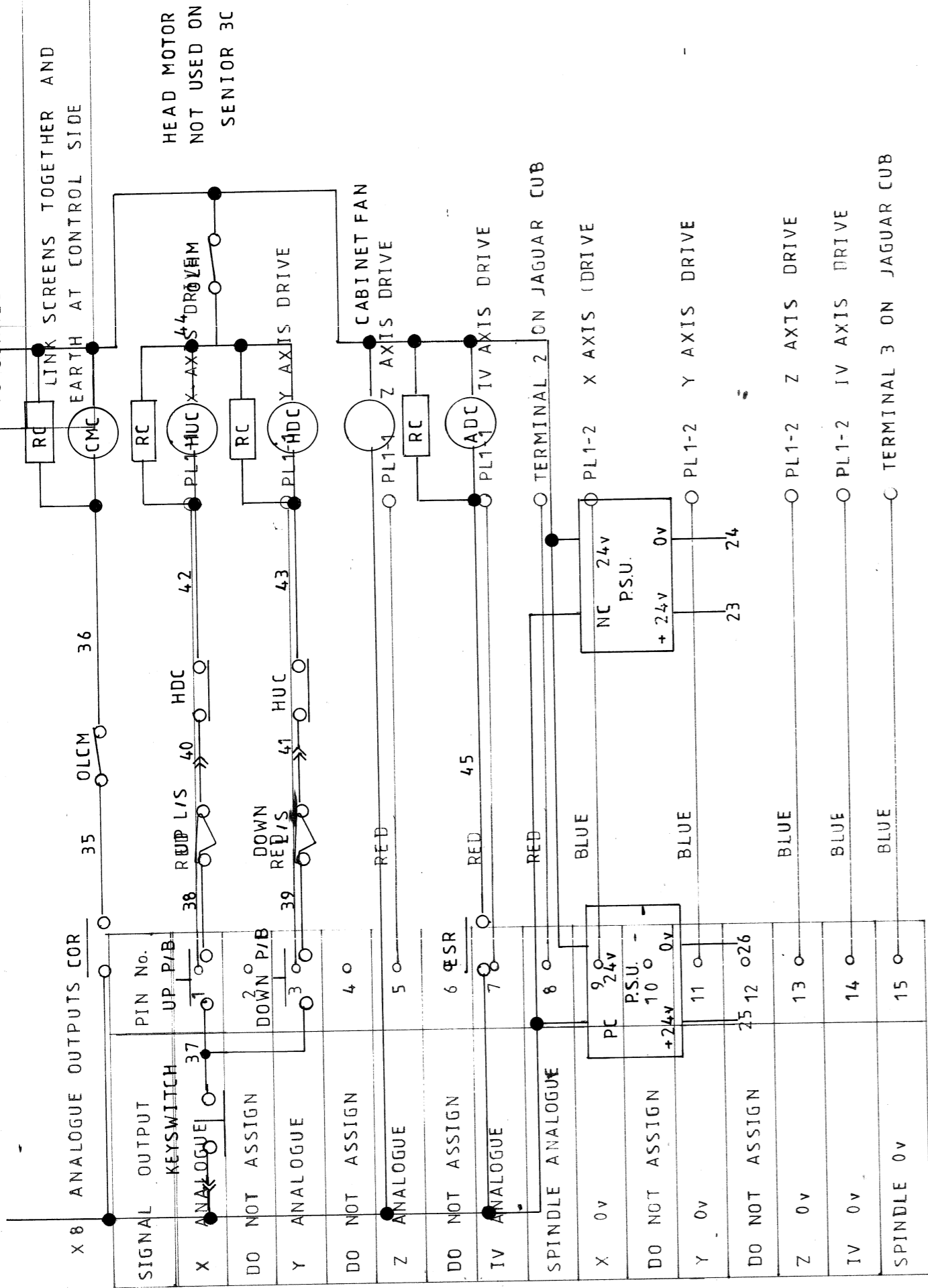


TWO CORE SCREEN MUST BE USED
TO CONNECT AXIS DRIVES AND X8



X10 REF PULSE INHIBIT

SIGNAL DESCRIPTION	PIN No.
SCREEN	1 0
X REF. PULSE	2 0
Y REF. PULSE	3 0
Z REF. PULSE	4 0
IV REF. PULSE	5 0
	6 0
	7 0
+24v	8 0
+ 0v	9 0

IV AXIS PLUG

PIN No.	WIRE No.
1	61
2	60
3	58
4	59
5	25
6	108
7	109
8	110
9	111
10	112
11	113
12	114
13	115
14	116
15	117
16	118


110V 3 PHASE
IV AXIS ANALOGUE
355 HEAD MOTOR

SHEET No.	SHEET No.
OF	OF
CONT. ON	CONT. ON
SHEET	SHEET

AB-A00130131

X 21 PLC OUTPUTS

PC DESCRIPTION	SIGNAL	PIN No.
	A 0	1 0
COOLANT ON RELAY	A 1	2 0
	A 2	3 0
SPINDLE FORWARD	A 3	4 0
	A 4	5 0
SPINDLE REVERSE	A 5	6 0
	A 6	7 0
	A 7	8 0
	A 8	9 0
	A 9	10 0
	A 10	11 0
	A 11	12 0
	A 12	13 0
	A 13	14 0
	A 14	15 0
	A 15	16 0
	A 16	17 0
	A 17	18 0
	A 18	19 0
	A 19	20 0



153 ORANGE

154 YELLOW

155 GREEN

156 BLUE

X 22 PLC INPUTS

PC DESCRIPTION	SIGNAL	PIN No.
	E0	1 0
	E1	2 0
	E2	3 0
E-STOP FEEDBACK	E3	4 0
	E4	5 0
X AXIS DRIVE FAULT	E5	6 0
Y AXIS DRIVE FAULT	E6	7 0
Z AXIS DRIVE FAULT	E7	8 0
IV AXIS DRIVE FAULT	E8	9 0
	E9	10 0
X AXIS THERMAL OVERLOAD	E10	11 0
Y AXIS THERMAL OVERLOAD	E11	12 0
Z AXIS THERMAL OVERLOAD	E12	13 0
IV AXIS THERMAL OVERLOAD	E13	14 0
	E14	15 0
	E15	16 0
	E16	17 0
	E17	18 0
	E18	19 0
	E19	20 0


81 BLACK ESR SEE (A3-400128)

100 BROWN PL1-15

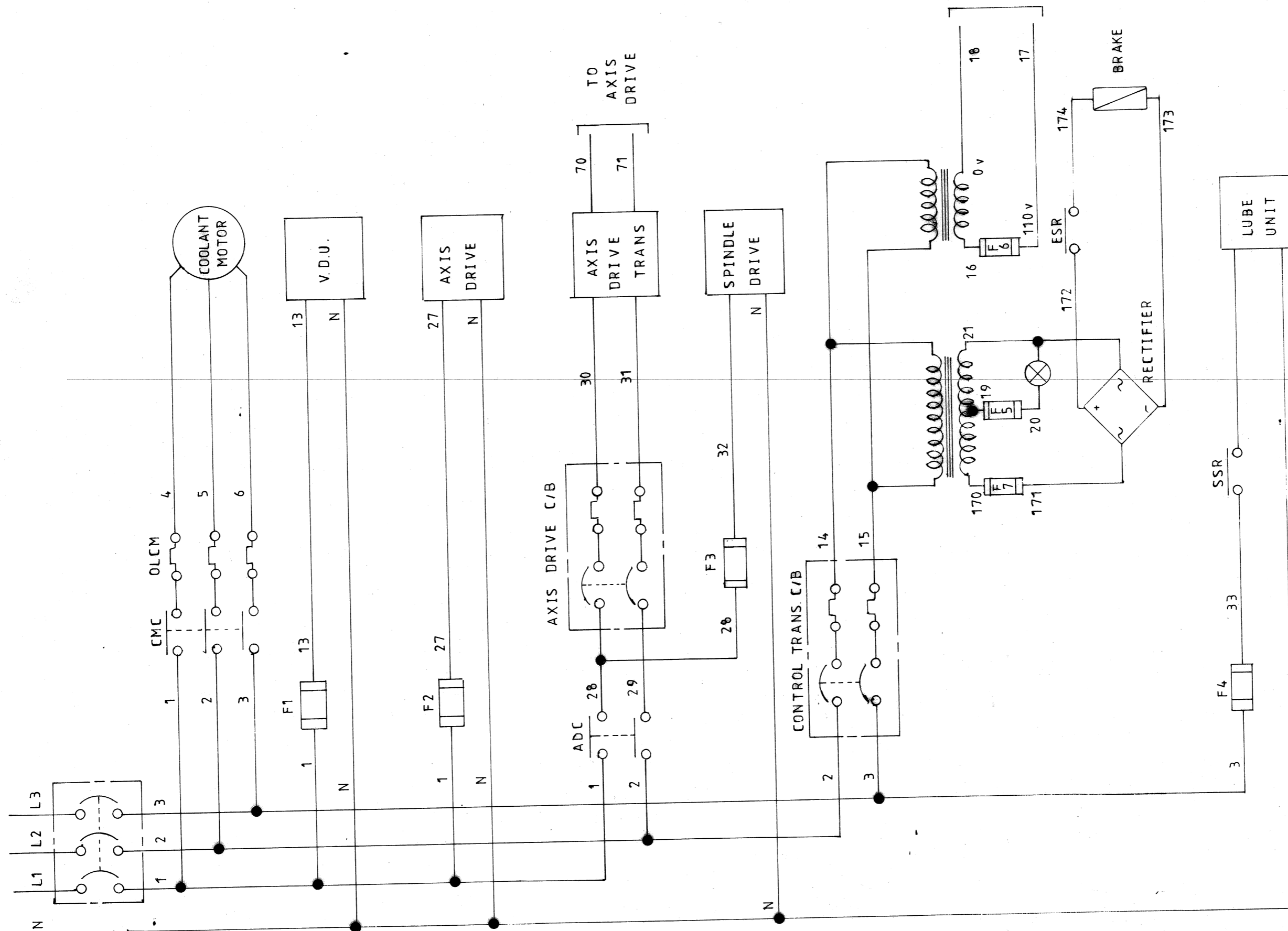
101 RED PL1-15

102 ORANGE PL1-15

103 YELLOW PL1-15



3 PHASE & N SUPPLY



HEIDENHAIN 355
POWER SCHEMATIC (WITH)
(BRAKE)

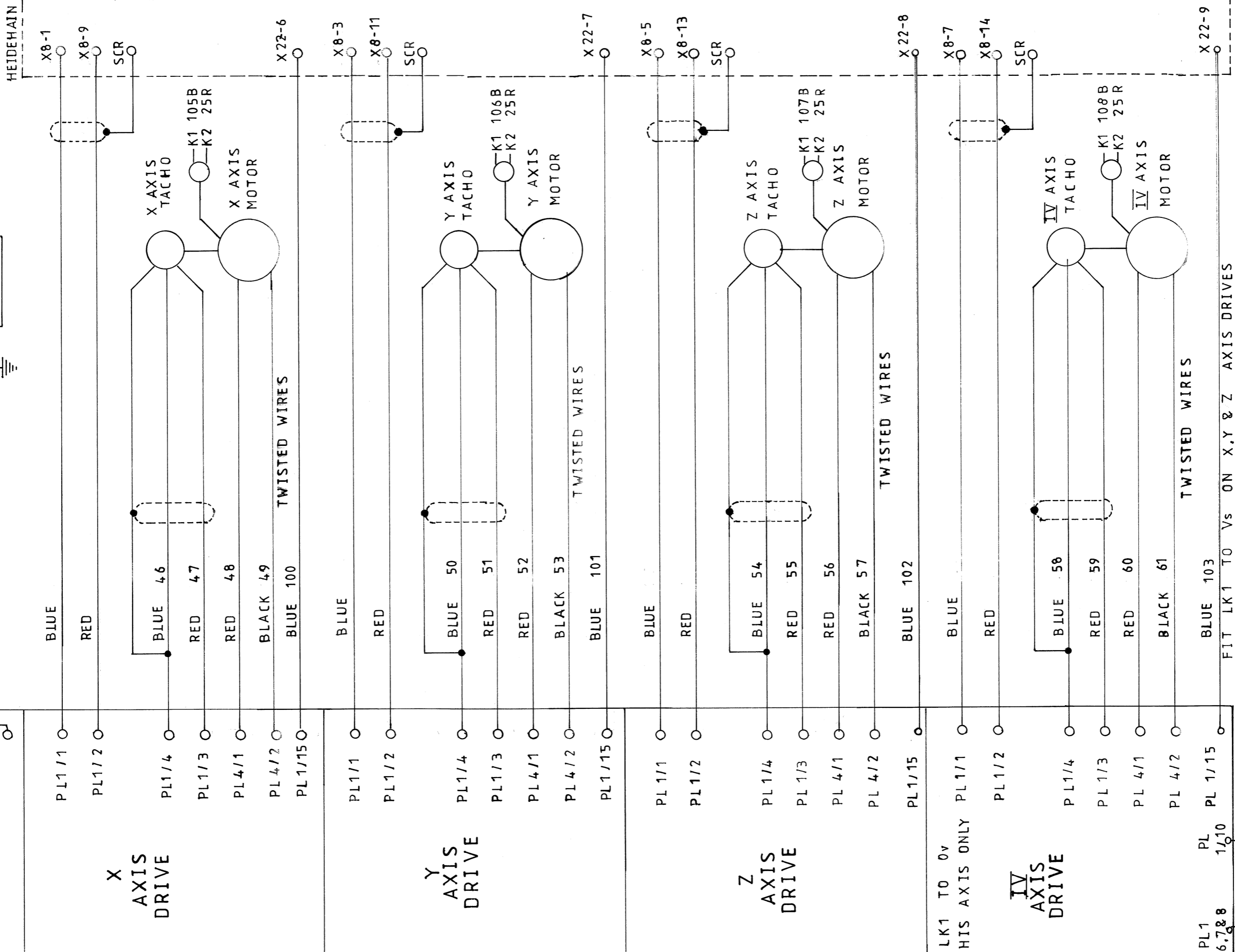
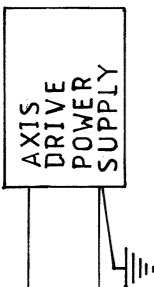
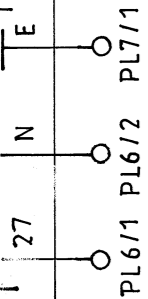
SHEET No.

OF
CONT ON
SHEET No.

A3-400126/A

FROM F3 FUSE

4 AXIS DRIVE UNIT



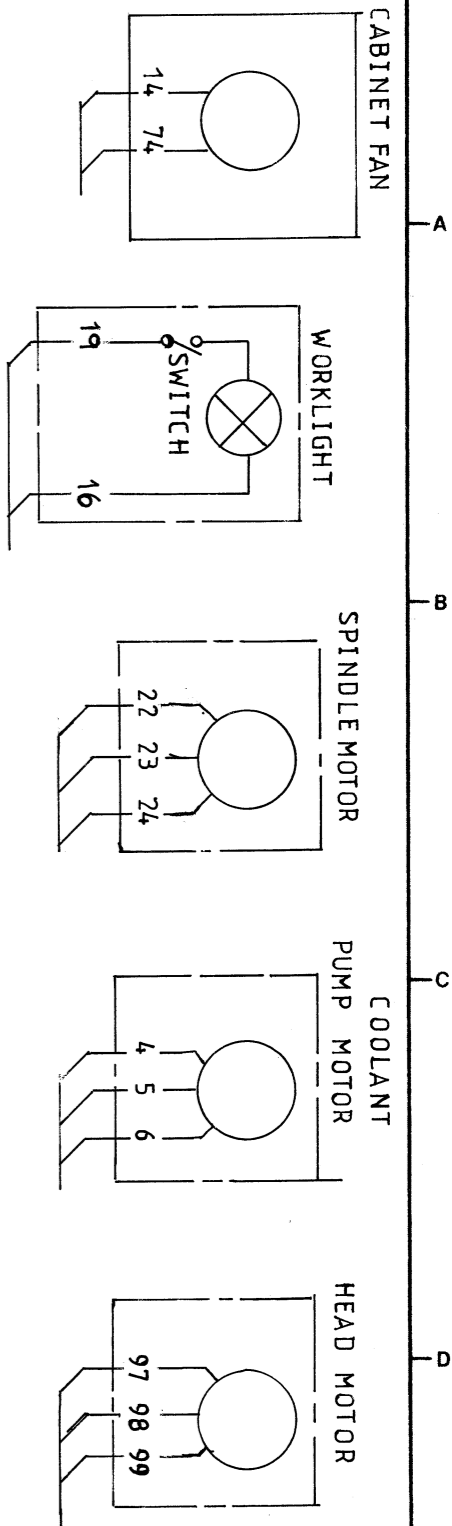
K1 AND K2 ARE MOTOR
THERMAL CONNECTIONS
USE TWO CORE
B = BLUE R = RED

PIN 9 IV AXIS
POWER PLUG
(SEE A3-
PIN 10

HEIDENHAIN 4th AXIS
AXIS DRIVES
WIRING DIAGRAM

SHEET No.
OF
CONT. ON
SHEET No.

A3-400125



PANEL DIAGRAM

QUATROMILL 3 PH+N
SPINDLE HEAD MOTOR
JAGUAR CUB

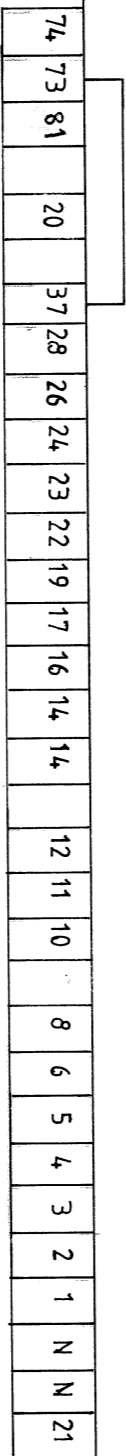
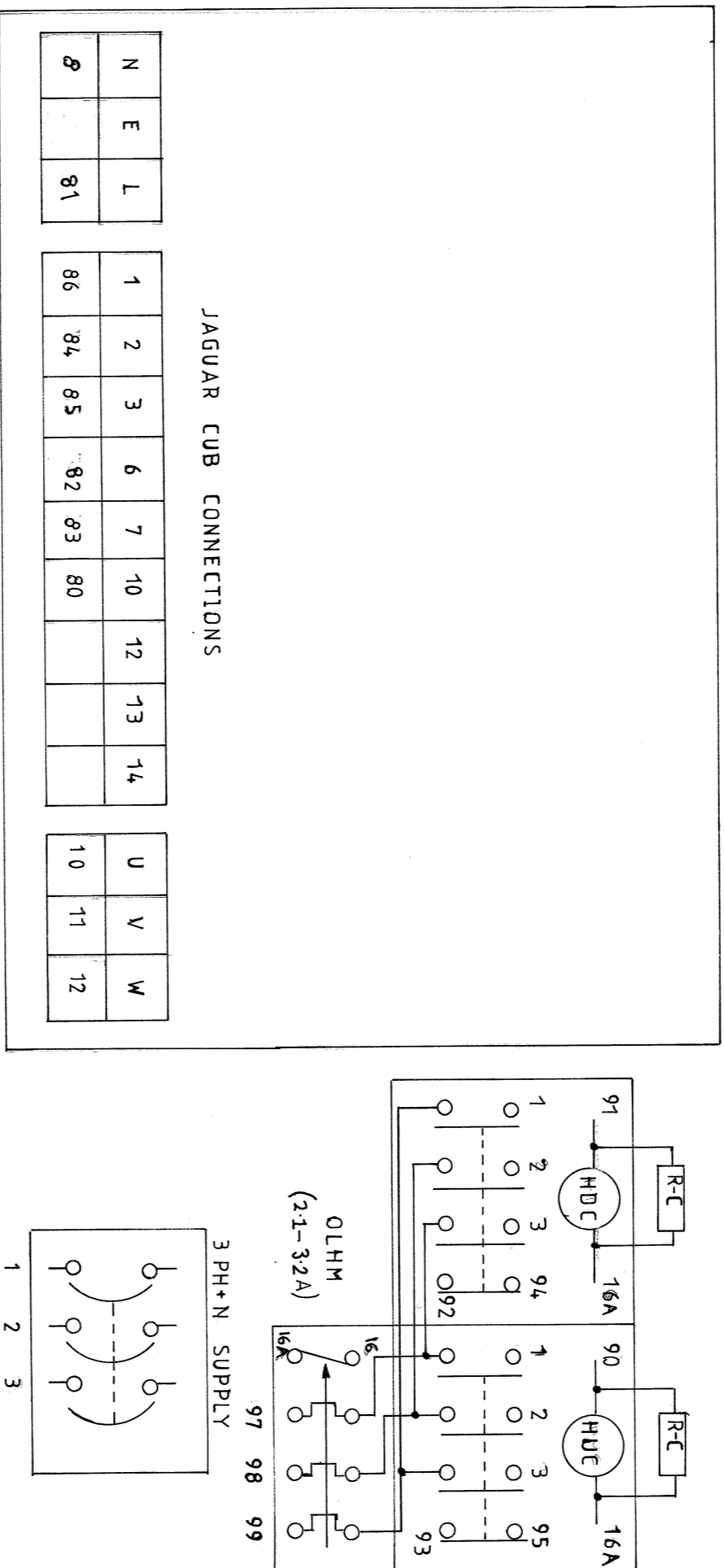
SHEET No.

OF

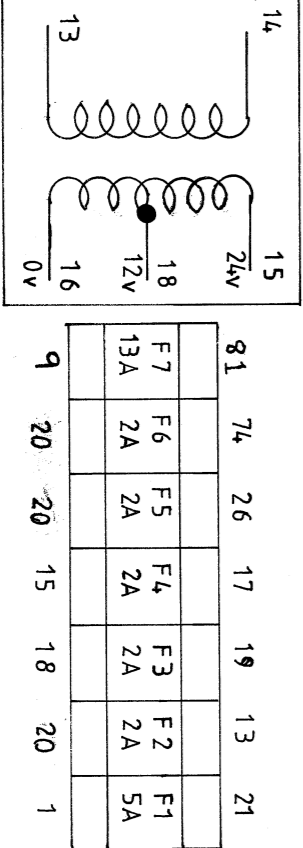
CONT. ON
SHEET No.

A3-4 00124

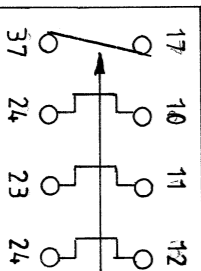
TOP OF SAREL BOX



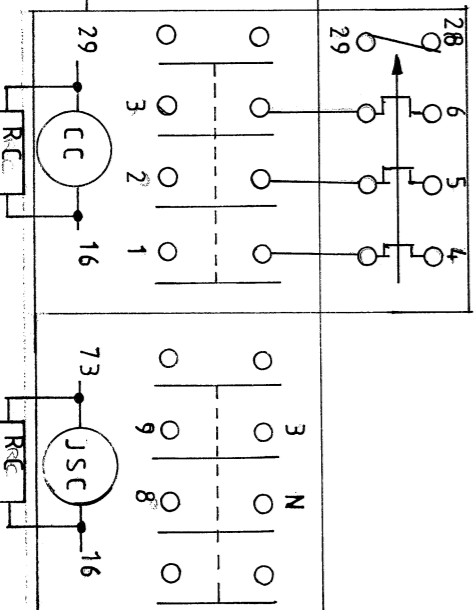
TRANSFORMER



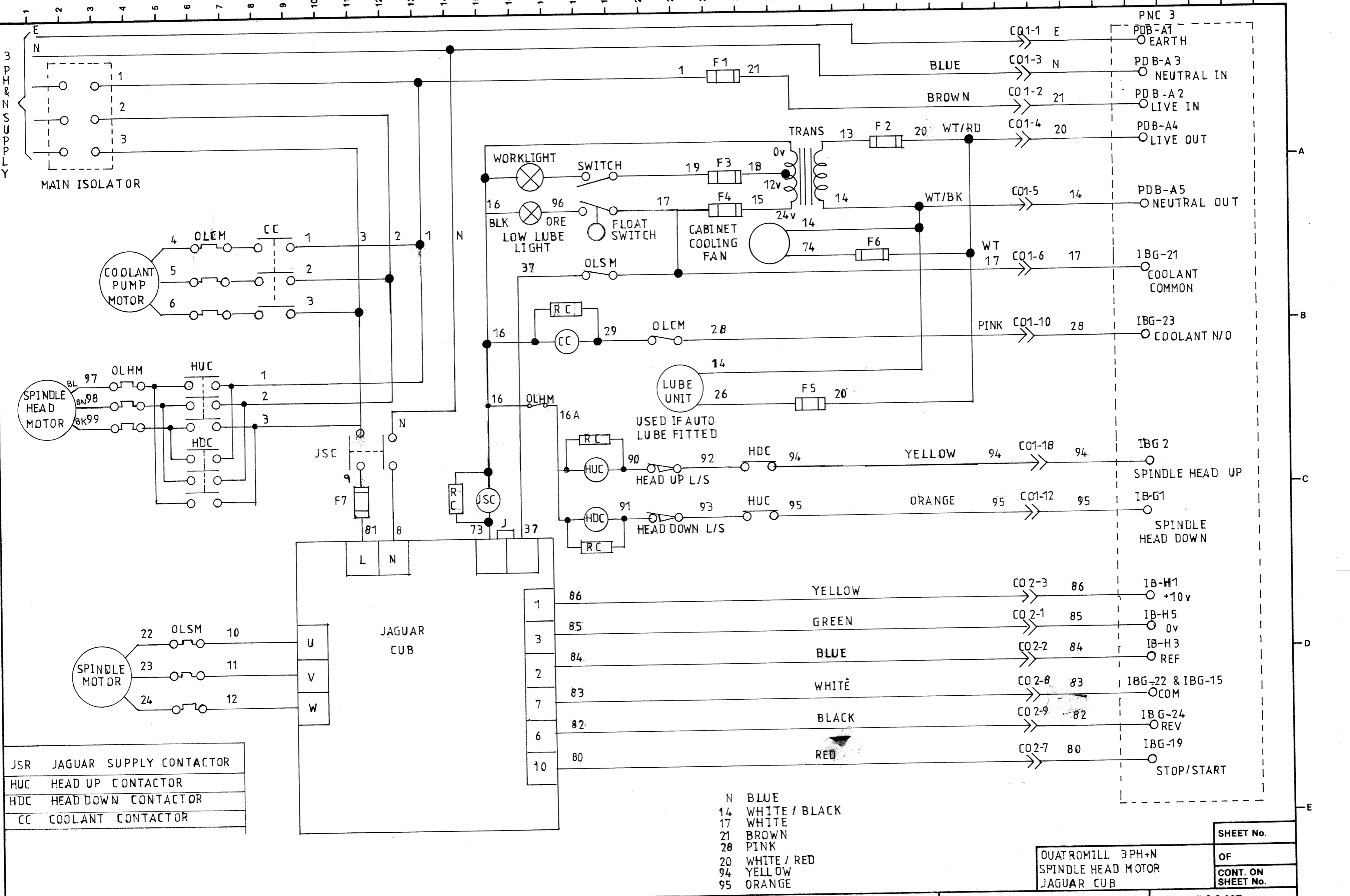
OLSM (5-7.5A)



OLCM (28-42)



JSC JAGUAR SUPPLY CONTACTOR
CC COOLANT CONTACTOR
HUC HEAD UP CONTACTOR
HDC HEAD DOWN CONTACTOR



JSR JAGUAR SUPPLY CONTACTOR

HUC HEAD UP CONTACTOR

HDC HEAD DOWN CONTACTOR

CC COOLANT CONTACTOR

N BLUE

14 WHITE / BLACK

17 WHITE

21 BROWN

28 PINK

20 WHITE / RED

94 YELLOW

95 ORANGE

QUATROMILL 3PH+N

SPINDLE HEAD MOTOR

JAGUAR CUB